

TILE BOOK XCLUSIVE CERAMICA

/ EFFETTO PIETRA
STONE LOOK


ASPEN

GRES PORCELLANATO PORCELAIN STONEWARE

ASPEN


GRES PORCELLANATO PORCELAIN STONEWARE

RETTIFICATO RECTIFIED



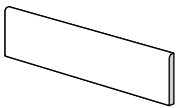
60x60
24"x24"

NON RETTIFICATO NOT RECTIFIED




31x62
12"x24"

BATTISCOPA SKIRTING




7,5x60
3"x24"

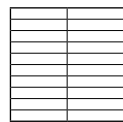
MOSAICI SU RETE | 30x30 FULL CUT MOSAICS ON NET | 12"x12"



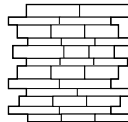
2,5x2,5
1"x1"







5x5
2"x2"

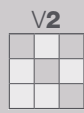


3x15
2"x6"



Brick

IMBALLI PACKAGING								 DIGITAL PRINT	
		formati sizes	spessore (mm) thickness (mm)	pz pcs	m ² sqm	kg	sc box		m ² sqm
60x60 24"x24"	9		5	1,80	34,60	24	43,2	830	10
31x62 12"x24"			7	1,35	24,30	60	81,0	1458	15
battiscopa skirting									
7,5x60 3"x24"	-		15	-	15,50	-	-	-	-




BEIGE




GRIGIO



FUMÈ



ANTRACITE



ASPEN





CARATTERISTICHE TECNICHE


TECHNICAL FEATURES

GRES PORCELLANATO SMALTATO
CERAMIC STONEWARE GLAZED

GRUPPO DI APPARTENENZA:
SPECIFIC GROUPING:

EN 14111 APPENDICE G BIa GL

SIMBOLOGIA	CARATTERISTICHE	UNITÀ DI MISURA	VALORE MEDIO XCLUSIVE	VALORE PRESCRITTO	METODO DI PROVA
SYMBOLGY	FEATURES	UNIT OF MEASUREMENT	XCLUSIVE MEAN VALUE	PRESCRIBED VALUE	TEST METHOD
	DIMENSIONE LATI DIMENSIONS-LENGHT AND WIDTH	%	CONFORME CONFORM	+/- 0,5	UNI EN ISO 10545-2
	RETTILINEITÀ DEI LATI SIDE STRAIGHTNESS	%	CONFORME CONFORM	+/- 0,5	UNI EN ISO 10545-2
	ORTOGONALITÀ DEGLI SPIGOLI CORNER SQUARENESS	%	CONFORME CONFORM	+/- 0,6	UNI EN ISO 10545-2
	PLANARITÀ FLATNESS	%	CONFORME CONFORM	+/- 0,5	UNI EN ISO 10545-2
	SPESSORE THICKNESS	%	CONFORME CONFORM	+/- 5,0	UNI EN ISO 10545-2
	ASSORBIMENTO D'ACQUA WATER ABSORPTION	%	CONFORME CONFORM	≤ 0,5	UNI EN ISO 10545-3
	SFORZO DI ROTTURA BREAKING STRENGHT	N	CONFORME CONFORM	≥ 1300 se sp ≥ 7,5 mm ≥ 700 se sp < 7,5 mm	UNI EN ISO 10545-4
	MODULO DI ROTTURA MODULUS OF RUPTURE	N/mm ²	CONFORME CONFORM	≥ 35	UNI EN ISO 10545-4
	RESISTENZA AL CAVILLO CRAZING RESISTANCE	-	CONFORME CONFORM	RICHIESTA REQUIRED	UNI EN ISO 10545-11
	RESISTENZA ALLE MACCHIE STAIN RESISTANCE	-	CONFORME CONFORM	3 MIN	UNI EN ISO 10545-14



**TUTTE LE COLLEZIONI
XCLUSIVE**

ALL THE XCLUSIVE
COLLECTIONS

/ CEMENTINE

CEMENT TILES

RE_STYLE
ELEMENT
RETRÒ
MYSTIQUE
PAINT
AMARCORD

/ EFFETTO MARMO

MARBLE LOOK

COLOSSEUM
ORIGINI

/ EFFETTO CEMENTO

CONCRETE LOOK

REWIND
XTREME
ADANA
LAST MINUTE
HABITAT
STREET

/ EFFETTO PIETRA

STONE LOOK

PIETRA LUNARE
ARTIC
ALPEN
GREY STONE
ORIGINI
QUARZITE
ASPEN
EUROPA

/ MOSAICI

MOSAICS

MUSE

/ MATTONCINI

BRICKS

COLOR TREND
OLD TREND
COUNTRY
SUBWAY

/ EFFETTO LEGNO

WOOD LOOK

GLAMOUR
DEK
WOOD TREND
FOREST WOOD
BRAZILIAN WOOD
BOIS
ESSENZE
PLANK
SALOON
PLANET
AXE
TUDOR
SBIANCATO
WILD
JUNGLE
ORIGINAL BARK
VINTAGE
CARBONARA

TILE BOOK



by  **Import Export Srl**

Via Ghiarola Nuova, 116
41042 Fiorano Modenese (MO) Italy
Tel. +39 0536 808015 - Fax +39 0536 918259

www.xclusiveceramica.com
info@xclusiveceramica.com

