

TILE BOOK

XCLUSIVE
CERAMICA

/ EFFETTO PIETRA
STONE LOOK

GREY STONE

GRES PORCELLANATO PORCELAIN STONEWARE

GREY STONE

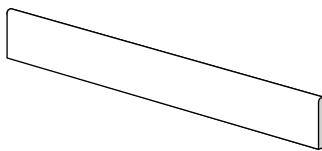
GRES PORCELLANATO PORCELAIN STONEWARE

NON RETTIFICATO
NOT RECTIFIED



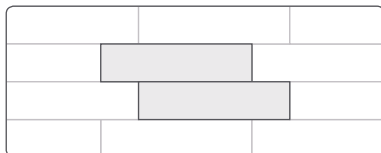
20x120
8"x48"

BATTISCOPIA
SKIRTING







6,5x120
3"x48"

CONSIGLI PER LA POSA
SUGGESTION FOR LAYING



Posa consigliata con una
sfalsatura tra ciascuna
piastrella non superiore al
30% della lunghezza.

When laying, you are
recommended not to stagger the
tile strips by more than about 30%
of the length.

IMBALLI PACKAGING								
		spessore (mm) thickness (mm)	pz pcs	m ² sqm	kg	sc box	m ² sqm	
formati sizes								
20x120 8"x48"	9,5	4	0,96	19,00	40	38,40	760	20
battiscopa skirting								
6,5x120 3"x48"	-	6	-	12,00	-	-	-	-

FLOOR



WALL



R9




V2



BIANCO



TORTORA



GRIGIO



ANTRACITE



GREY STONE

 **GREY STONE** | BIANCO 20x120



 **GREY STONE** | TORTORA 20x120



 **GREY STONE** | GRIGIO 20x120



 **GREY STONE** | ANTRACITE 20x120



CARATTERISTICHE TECNICHE


TECHNICAL FEATURES

GRES PORCELLANATO SMALTATO
CERAMIC STONEWARE GLAZED

GRUPPO DI APPARTENENZA:
SPECIFIC GROUPING:

EN 14111 APPENDICE G BIa GL

SIMBOLOGIA	CARATTERISTICHE	UNITÀ DI MISURA	VALORE MEDIO XCLUSIVE	VALORE PRESCRITTO	METODO DI PROVA
SYMBOLGY	FEATURES	UNIT OF MEASUREMENT	XCLUSIVE MEAN VALUE	PRESCRIBED VALUE	TEST METHOD
	DIMENSIONE LATI DIMENSIONS-LENGHT AND WIDTH	%	CONFORME CONFORM	+/- 0,5	UNI EN ISO 10545-2
	RETTILINEITÀ DEI LATI SIDE STRAIGHTNESS	%	CONFORME CONFORM	+/- 0,5	UNI EN ISO 10545-2
	ORTOGONALITÀ DEGLI SPIGOLI CORNER SQUARENESS	%	CONFORME CONFORM	+/- 0,6	UNI EN ISO 10545-2
	PLANARITÀ FLATNESS	%	CONFORME CONFORM	+/- 0,5	UNI EN ISO 10545-2
	SPESSORE THICKNESS	%	CONFORME CONFORM	+/- 5,0	UNI EN ISO 10545-2
	ASSORBIMENTO D'ACQUA WATER ABSORPTION	%	CONFORME CONFORM	≤ 0,5	UNI EN ISO 10545-3
	SFORZO DI ROTTURA BREAKING STRENGHT	N	CONFORME CONFORM	≥ 1300 se sp ≥ 7,5 mm ≥ 700 se sp < 7,5 mm	UNI EN ISO 10545-4
	MODULO DI ROTTURA MODULUS OF RUPTURE	N/mm ²	CONFORME CONFORM	≥ 35	UNI EN ISO 10545-4
	RESISTENZA AL CAVILLO CRAZING RESISTANCE	-	CONFORME CONFORM	RICHIESTA REQUIRED	UNI EN ISO 10545-11
	RESISTENZA ALLE MACCHIE STAIN RESISTANCE	-	CONFORME CONFORM	3 MIN	UNI EN ISO 10545-14



**TUTTE LE COLLEZIONI
XCLUSIVE**

ALL THE XCLUSIVE
COLLECTIONS

/ CEMENTINE

CEMENT TILES

RE_STYLE
ELEMENT
RETRÒ
MYSTIQUE
PAINT
AMARCORD

/ EFFETTO MARMO

MARBLE LOOK

COLOSSEUM
ORIGINI

/ EFFETTO CEMENTO

CONCRETE LOOK

REWIND
XTREME
ADANA
LAST MINUTE
HABITAT
STREET

/ EFFETTO PIETRA

STONE LOOK

PIETRA LUNARE
ARTIC
ALPEN
GREY STONE
ORIGINI
QUARZITE
ASPEN
EUROPA

/ MOSAICI

MOSAICS

MUSE

/ MATTONCINI

BRICKS

COLOR TREND
OLD TREND
COUNTRY
SUBWAY

/ EFFETTO LEGNO

WOOD LOOK

GLAMOUR
DEK
WOOD TREND
FOREST WOOD
BRAZILIAN WOOD
BOIS
ESSENZE
PLANK
SALOON
PLANET
AXE
TUDOR
SBIANCATO
WILD
JUNGLE
ORIGINAL BARK
VINTAGE
CARBONARA

TILE BOOK



by  **Import Export Srl**

Via Ghiarola Nuova, 116
41042 Fiorano Modenese (MO) Italy
Tel. +39 0536 808015 - Fax +39 0536 918259

www.xclusiveceramica.com
info@xclusiveceramica.com

