

TILE BOOK

XCLUSIVE
CERAMICA

/ EFFETTO CEMENTO
CONCRETE LOOK


REWIND

GRES PORCELLANATO COLORATO IN MASSA COLOURED BODY PORCELAIN STONEWARE


REWIND

GRES PORCELLANATO COLORATO IN MASSA COLOURED BODY PORCELAIN STONEWARE


RETTIFICATO RECTIFIED




120x120
48"x48"



90x90
35"x35"

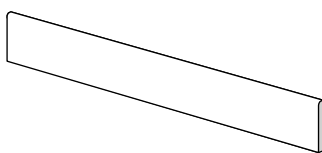


60x60
24"x24"

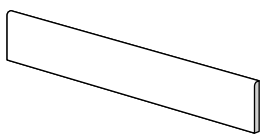


30x60
12"x24"

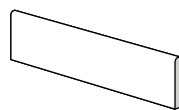
BATTISCOPIA SKIRTING



7,5x120
3"x48"




7,5x90
3"x35"

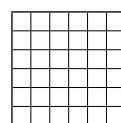


7,5x60
3"x24"


MOSAICI SU RETE | 30x30 FULL CUT MOSAICS ON NET | 12"x12"



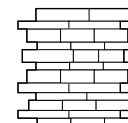
2,5x2,5
1"x1"







5x5
2"x2"

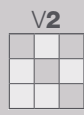


3x15
2"x6"




Brick


IMBALLI PACKAGING								
		pz pcs	m ² sqm	kg	sc box	m ² sqm	kg	
120x120 48"x48"	10	2	2,88	70,00	16	46,08	1120	14
90x90 35"x35"		2	1,62	36,00	24	38,88	864	24
60x60 24"x24"	9,5	3	1,08	21,60	40	43,20	862	72
30x60 12"x24"		6	1,08	21,60	48	51,84	1034	144
battiscopa skirting								
7,5x120 3"x48"	-	6	-	12,00	-	-	-	-
7,5x90 3"x35"	-	9	-	11,50	-	-	-	-
7,5x60 3"x24"	-	15	-	15,50	-	-	-	-



WHITE



GREY



ASH



CARBON



REWIND





REWIND

 **REWIND** | ASH 60x60





CARATTERISTICHE TECNICHE


TECHNICAL FEATURES

GRES PORCELLANATO SMALTATO
CERAMIC STONEWARE GLAZED

GRUPPO DI APPARTENENZA:
SPECIFIC GROUPING:

EN 14111 APPENDICE G BIa GL

SIMBOLOGIA	CARATTERISTICHE	UNITÀ DI MISURA	VALORE MEDIO XCLUSIVE	VALORE PRESCRITTO	METODO DI PROVA
SYMBOLGY	FEATURES	UNIT OF MEASUREMENT	XCLUSIVE MEAN VALUE	PRESCRIBED VALUE	TEST METHOD
	DIMENSIONE LATI DIMENSIONS-LENGHT AND WIDTH	%	CONFORME CONFORM	+/- 0,5	UNI EN ISO 10545-2
	RETTILINEITÀ DEI LATI SIDE STRAIGHTNESS	%	CONFORME CONFORM	+/- 0,5	UNI EN ISO 10545-2
	ORTOGONALITÀ DEGLI SPIGOLI CORNER SQUARENESS	%	CONFORME CONFORM	+/- 0,6	UNI EN ISO 10545-2
	PLANARITÀ FLATNESS	%	CONFORME CONFORM	+/- 0,5	UNI EN ISO 10545-2
	SPESSORE THICKNESS	%	CONFORME CONFORM	+/- 5,0	UNI EN ISO 10545-2
	ASSORBIMENTO D'ACQUA WATER ABSORPTION	%	CONFORME CONFORM	≤ 0,5	UNI EN ISO 10545-3
	SFORZO DI ROTTURA BREAKING STRENGHT	N	CONFORME CONFORM	≥ 1300 se sp ≥ 7,5 mm ≥ 700 se sp < 7,5 mm	UNI EN ISO 10545-4
	MODULO DI ROTTURA MODULUS OF RUPTURE	N/mm ²	CONFORME CONFORM	≥ 35	UNI EN ISO 10545-4
	RESISTENZA AL CAVILLO CRAZING RESISTANCE	-	CONFORME CONFORM	RICHIESTA REQUIRED	UNI EN ISO 10545-11
	RESISTENZA ALLE MACCHIE STAIN RESISTANCE	-	CONFORME CONFORM	3 MIN	UNI EN ISO 10545-14



**TUTTE LE COLLEZIONI
XCLUSIVE**

ALL THE XCLUSIVE
COLLECTIONS

/ CEMENTINE

CEMENT TILES

RE_STYLE

ELEMENT

RETRÒ

MYSTIQUE

PAINT

AMARCORD

/ EFFETTO MARMO

MARBLE LOOK

COLOSSEUM

ORIGINI

/ EFFETTO CEMENTO

CONCRETE LOOK

REWIND

XTREME

ADANA

LAST MINUTE

HABITAT

STREET

/ EFFETTO PIETRA

STONE LOOK

PIETRA LUNARE

ARTIC

ALPEN

GREY STONE

ORIGINI

QUARZITE

ASPEN

EUROPA

/ MOSAICI

MOSAICS

MUSE

/ MATTONCINI

BRICKS

COLOR TREND

OLD TREND

COUNTRY

SUBWAY

/ EFFETTO LEGNO

WOOD LOOK

GLAMOUR

DEK

WOOD TREND

FOREST WOOD

BRAZILIAN WOOD

BOIS

ESSENZE

PLANK

SALOON

PLANET

AXE

TUDOR

SBIANCATO

WILD

JUNGLE

ORIGINAL BARK

VINTAGE

CARBONARA

TILE BOOK



by  **Import Export Srl**

Via Ghiarola Nuova, 116
41042 Fiorano Modenese (MO) Italy
Tel. +39 0536 808015 - Fax +39 0536 918259

www.xclusiveceramica.com
info@xclusiveceramica.com

